



POLYASPARTIC
RAPID CAST™ CHIP FLOOR **SYSTEMS**

SURFKOAT

WWW.SURFKOAT.COM

The One Day System with a Timeless Look

Surface Koatings' Rapid Cast™ Chip Floor System is the fastest, most beautiful, durable floor in a variety of spaces. The Rapid Cast system is ideal for contractors because it saves time and labor while still allowing for a wide variety of choices for clients. A chip floor can be cast in many different ways depending on preference. Use a full coverage technique to cover the entire floor. Broadcast chips into the air to obtain a solid color finish. The amount of chips desired. Surface Koatings stocks a wide variety of tastes. Ideal for use in garages to commercial buildings, warehouses to retail stores.




A Proven Combination

For years, industry leaders have chosen the proven combination of PolyKoat GL and the Kolour Koat Polypack line for everything from chip system base coats to solid color applications. Due to PolyKoat GL's **UV Resistance** and **Unmatched Durability** it is ideal for a variety of spaces. When expertly applied, these two products are sure to impress.




KOLOUR KOAT POLYPACK™

Polypacks used in PolyKoat GL for tinted based coat in the Rapid Cast™ Systems.



ALSO AVAILABLE IN BLACK & WHITE

Call today to request your technical disk.



The fastest and easiest way to create a
 Rapid Cast™ System is the ideal choice
 for creating a unique floor covering
 depending upon the customer's
 floor or sporadically cast the
 floor with pops of color as
 16 different chips for a large
 applications from residential
 commercial shops and industrial
 uses. Surface Koatings wants
 to show you how the Rapid
 Cast™ System can work
 for you.



Rapid Set 100

Surface Koatings' Rapid Set 100™ is an innovative way to fill cracks in concrete prior to the prime coat stage of the Rapid Cast™ System. Rapid Set 100™ is simple to use and sets up fast so you can get on with the job.

1/4 inch Chips	1/16 inch Chips
Domino	(Suggested Base Coat - White)
Comet	(Suggested Base Coat - Light Gray)
Shoreline	(Suggested Base Coat - Sun Buff)
Stone Henge	(Suggested Base Coat - Light Gray)
Saddle Tan	(Suggested Base Coat - Sun Buff)
Snowfall	(Suggested Base Coat - Light Gray)
Creek Bed	(Suggested Base Coat - Buff)
Night Fall	(Suggested Base Coat - Medium Gray)

8 Chip Colors
 2 Chip Sizes

Actual chip colors may vary from chart above. Please test for color acceptance.

For Full Coverage Rapid Cast™ System

Surface Preparation: If cracks are present, fill with SurfKcoat's Rapid Set 100™ (see Rapid Set 100™ technical data for further instruction). Mechanically grind or chemically etch surface to a CSP 2 profile. See PolyKcoat GL 80 technical data for detailed surface preparation instructions.

Prime and Broadcast: (for a clear primer coat leave out Polypack)

A) For a gallon of coating, mix 9 ounces of Polypack color to one half (½) gallon of Part A PolyKcoat GL 80, stir gently for 1-2 minutes with a drill mixer. Then add one half (½) gallon of Part B PolyKcoat GL 80 and mix for 1-2 minutes with a drill mixer until thoroughly mixed.

Please note that for extremely porous floors, an additional prime coat may be necessary to ensure proper adhesion of chips as well as coating. Also, a common practice on any application is to prime the floor with an initial tinted coat then, after adequate cure time, apply a second layer of clear PolyKcoat GL 80 to cast the chips in. It has been noticed that this additional step has reduced the chances of the chips soaking up the color as well as creating a superior bond to the concrete.

B) Lay out the mixed PolyKcoat GL 80 with a roller or squeegee at approximately 250 sq. ft. per gallon and cast vinyl chips into the prime coat at an approximate rate of 5-7 sq. ft. per pound, completely covering the floor, immediately after applying the prime coat.

Note: Be sure to cast the chips into the prime coat just after the coating has been applied and wet to ensure chip adhesion to the prime coat. It would prove beneficial to have a second person to cast chips if the given area is larger than 500 sq. ft.

C) After approximately 2 - 2½ hours, or until coating is thoroughly cured, use a broom and/or small leaf blower to remove all the loose chip from the surface of the floor. These chip can be saved for further use.

D) Use a flat scraper at a 15-30 degree angle to shave the top of the floor lightly to remove any high edges of the cast chips.

E) Sweep and/or vacuum loose chips off the surface. These chips are to be thrown away.

Topcoat:

A) Apply a clear topcoat of PolyKcoat GL 80 with a roller using a cross-roll technique or a squeegee and a back-roll technique at a rate of 175 - 225 sq. ft. per gallon. (If desired, apply a secondary topcoat of PolyKcoat GL 80 after 2 - 2½ hours.)

Note: Cured system may be slippery. An anti-slip additive such as Surf-Grip may be added to the final topcoat to reduce slip hazards.

Technical Data:

Coverage Rate: 250-300 sq. ft. per gallon

Mix Ratio: 1(A) to 1(B)

VOC: <250 g/L (Also Available in Lower VOC Formulas)

Pot Life: 25-30 minutes

Solids: 80%

Cure Time: 2-3 hours

Re-Coat Time: 2-3 Hours

Foot Traffic: 3-4 Hours

Wheel Traffic: 24 Hours

Please see PolyKcoat GL 80 tech data for full technical information prior to use.

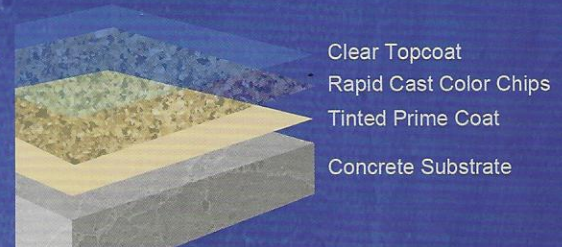
Safety Data: Refer to PolyKcoat GL 80 msds for all safety and hazard information prior to use.

For Light Coverage Rapid Cast™ System

When using a partial coverage technique, follow full coverage instructions, replacing PolyKcoat GL 80 with PolyKcoat GL 80 *Slow Cure* and keep a wet edge to ensure uniform color, and cast chips sporadically until desired look is achieved. Top coat with clear PolyKcoat GL 80.

Please refer to PolyKcoat GL 80 *Slow Cure* tech data for technical information prior to use.

It is suggested to test the tinted coat prior to full application to ensure acceptable hide and desired color finish.



Please note that many users may apply a secondary base coat of clear to obtain optimum adhesion of the coating as well as the chips, especially on extremely porous substrates.

RCS Contractor Supplies
Noblesville, Indiana
317-773-4223

SURFKOAT

Surface Koatings, Inc. • 134 Davis Street • Portland, TN 37148 • United States of America

PH: (615) 323-9461 • FAX: (615) 323-9816 • www. SURFKOAT.com